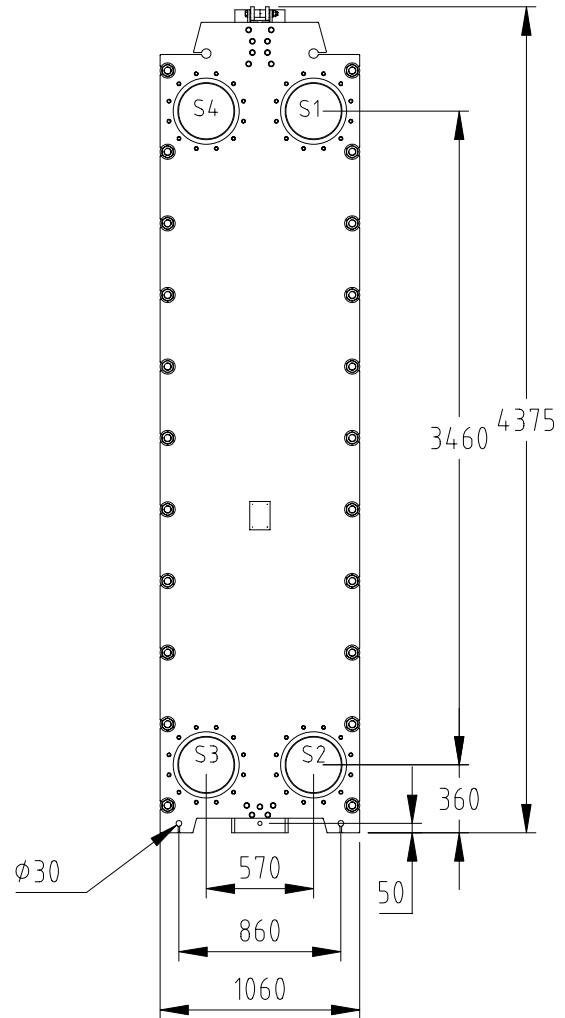
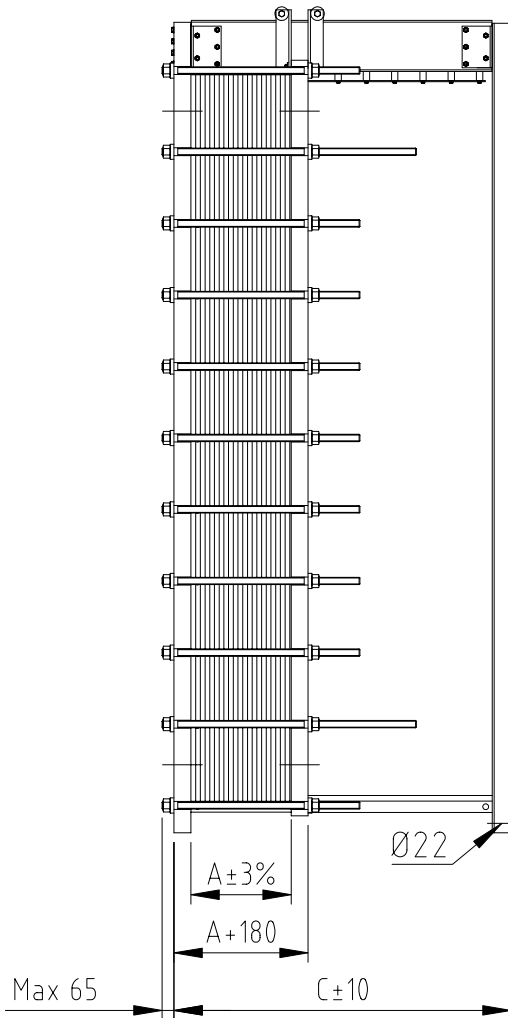


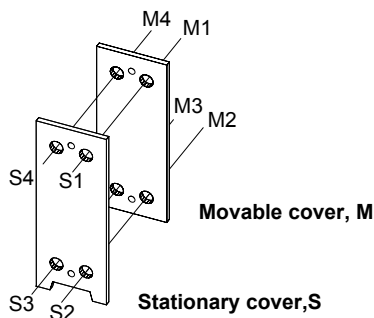
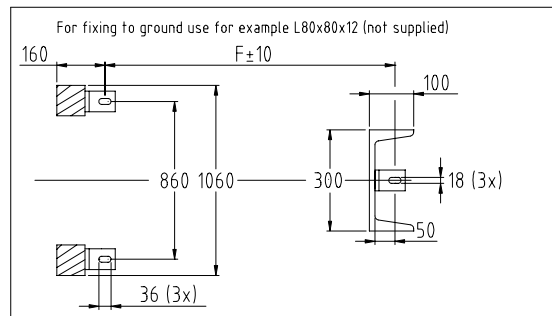


PLATE HEAT EXCHANGER
GX-325P
DIMENSIONS, MM



The Plate Heat Exchanger has 4 connections as standard and should be installed with min. 1500 mm space on both sides for service work.

Subject to alterations without prior notice.



Available connections.

Conn. fits	D	K	Threaded	No. of bolts
DIN x	350	410	M24x36	12
ANSI x	350	432	7/8"UNCx34	12
JIS 10K	350	400	M22x34	16
JIS 5K	350	390	M20x30	12

x DIN 2501 PN 16
ANSI B 16.5 # 150lb



PLATE HEAT EXCHANGER
GX-325P
DIMENSIONS, MM

Standard connection dimension	DN300	
Tightening bolt	M39	
No. of long tightening bolts (T _L)	4	
No. of short tightening (T _S)	18	
Cover thickness	90 mm	
Weight of guiding bar	43 kg/m	
Weight of tightening bolt	8,1 kg/m	
A-dimension	4*n mm	
C-dimension	LG+190 mm	
F-dimension	LG+10 mm	
Weight plate+gasket (W)	AISI 304/316 0,6 mm	16,8 kg
	AISI 304/316 0,7 mm	19,6 kg
Weight Frame	6380+n*W kg	

Max No of plates	LT _L	LG	C	F
35	500	1300	1490	1310
76	750	1300	1490	1310
105	1050	1300	1490	1310
126	1050	1600	1790	1610
155	1350	1600	1790	1610
176	1350	1950	2140	1960
213	1650	1950	2140	1960
226	1650	2200	2390	2210
255	1950	2200	2390	2210
276	1950	2500	2690	2510
305	2250	2500	2690	2510
326	2250	3000	3190	3010
388	3000	3000	3190	3010
400	3000	3500	3690	3510

LT_L = Length of long tightening bolt, based on 6 x n + 290 mm
 LG = Length of guiding bar, based on 6 x n + 670 mm
 n = number of plates

Total max no. of plates	
AISI 304/316 0,7 mm	400

All data is based on plates with material AISI 304/316 and thickness 0,7 mm.